


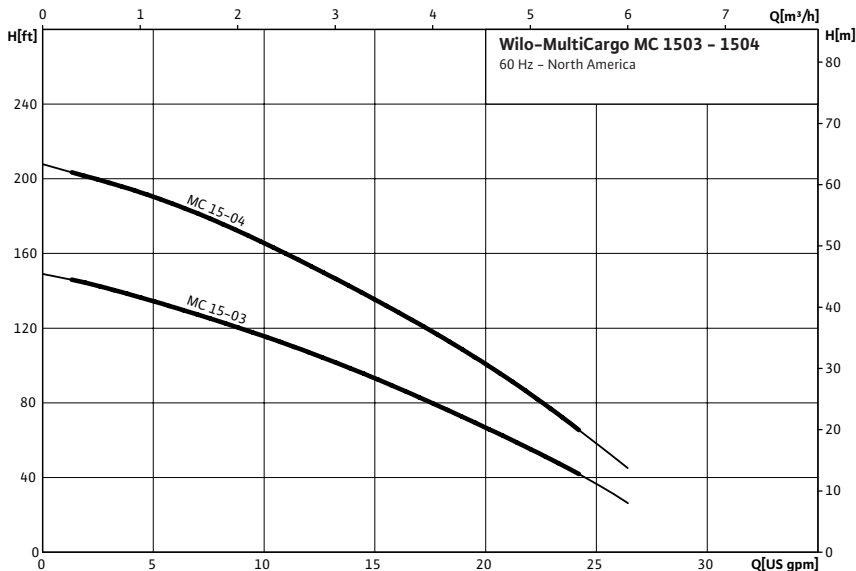
# Submittal Data Sheet

## Wilco MC - Horizontal Multistage Pumps



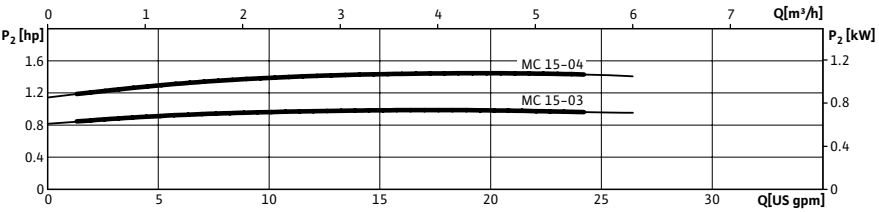
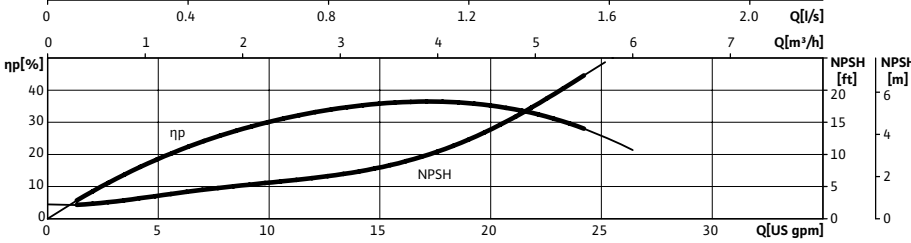
### Wilco MC 15 (self-priming)

	Project:							
	Engineer:							
	Contractor:							
	Submitted By:				Date:			
	Approved By:				Date:			
Tag #	Model #	Flow	Head	HP	Cycle	Phase	Voltage	RPM
					60Hz			



Technical Data	
Max inlet pressure:	60 PSI
Max Ambient Temp:	104°F
Max operating pressure:	125 PSI
Fluids Temp Range:	40°F to 95°F
Available Voltages:	1- 115/230 3- 208/230/460
Motor Enclosure:	TEFC
Suction Connection	1" FNPT
Discharge Connection	1" FNPT

Materials of Construction	
Impeller:	Noryl
Shaft:	304 SS (1.4301) for 1hp XC38 1.0501 for 1½ and 2 hp
Pump Housing:	304 SS 1.4301
Mechanical seal:	Ceramic/Carbon
Stage chambers:	Noryl
Seals:	NBR



Applications	
• Pressure Boosting	• Water Supply
• Water Treatment	• Irrigation
• Fire Protection	• Industrial Washing

Approval Stamp

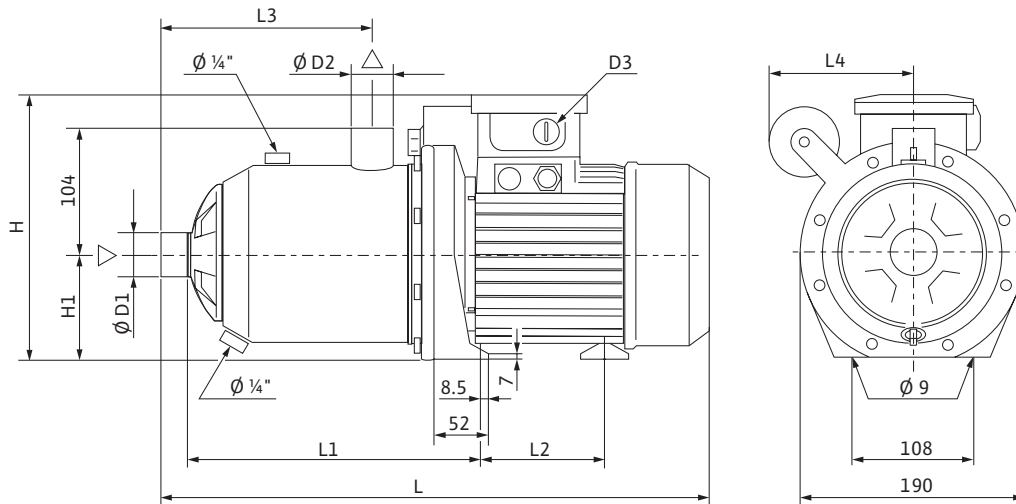


# Submittal Data Sheet

Wilo MC - Horizontal Multistage Pumps



## Dimensions & Weights



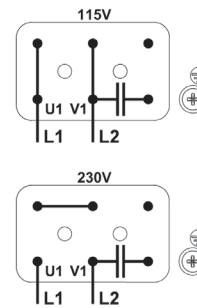
### MC 15 - Dimensions and Weights

Model	Phase	FNPT			Dimensions (in)							Weight	
	(~)	D1	D2	D3	H	H1	L	L1	L2	L3	L4	[lbs]	[kg]
MC15-03	1	1	1	1/2	8 1/2	3 1/2	16 5/8	9 7/8	3 3/4	6 3/16	4 1/2	24	10.9
MC15-03	3	1	1	1/2	8 1/2	3 1/2	16 5/8	9 7/8	3 3/4	6 3/16	-	22	10
MC15-04	1	1	1	1/2	9	3 1/2	17 5/8	9 7/8	4 1/8	6 3/16	4 7/8	24.5	11.1
MC15-04	3	1	1	1/2	8 1/2	3 1/2	16 5/8	9 7/8	3 3/4	6 3/16	-	26.5	12

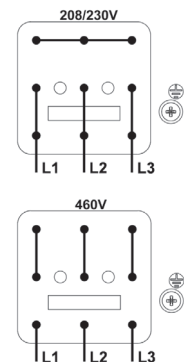
### MC 15 - TEFC Motor Data

Model	P2		Phase	Current A (C)	Voltage V (A)
	[HP]	[kW]	(~)	[A]	[V]
MC15-03	1	3/4	1	10.5	115
MC15-03	1	3/4	1	5.4	230
MC15-03	1	3/4	3	3.7/3.7	208/230
MC15-03	1	3/4	3	1.85	460
MC15-04	1.5	1	1	16.2	115
MC15-04	1.5	1	1	8.3	230
MC15-04	1.5	1	3	5.5/5.5	208/230
MC15-04	1.5	1	3	2.75	460

Wiring Diagram 1~



Wiring Diagram 3~



WILO USA LLC

Tel: (866) 945-6872 Web: [www.wilo-usa.com](http://www.wilo-usa.com)  
 Fax: (708) 338-9455 Email: [info@wilo-usa.com](mailto:info@wilo-usa.com)

WILO Canada Inc.

Tel: (866) 945-6236 Web: [www.wilo-canada.com](http://www.wilo-canada.com)  
 Fax: (403) 277-9456 Email: [info@wilo-canada.com](mailto:info@wilo-canada.com)

WILO Mexico


Tel: +52 55 5586 3209 Web: [www.wilo-mexico.com.mx](http://www.wilo-mexico.com.mx)  
 Fax: +52 1 55 5413 4165 Email: [info@wilo.com.mx](mailto:info@wilo.com.mx)


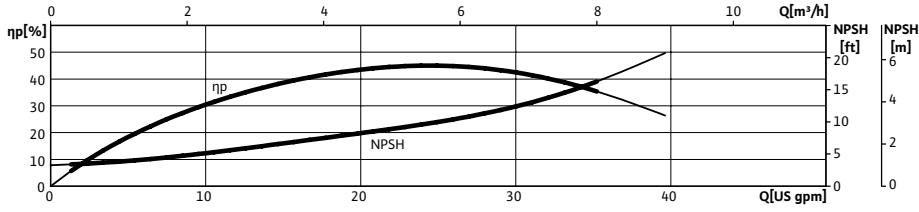
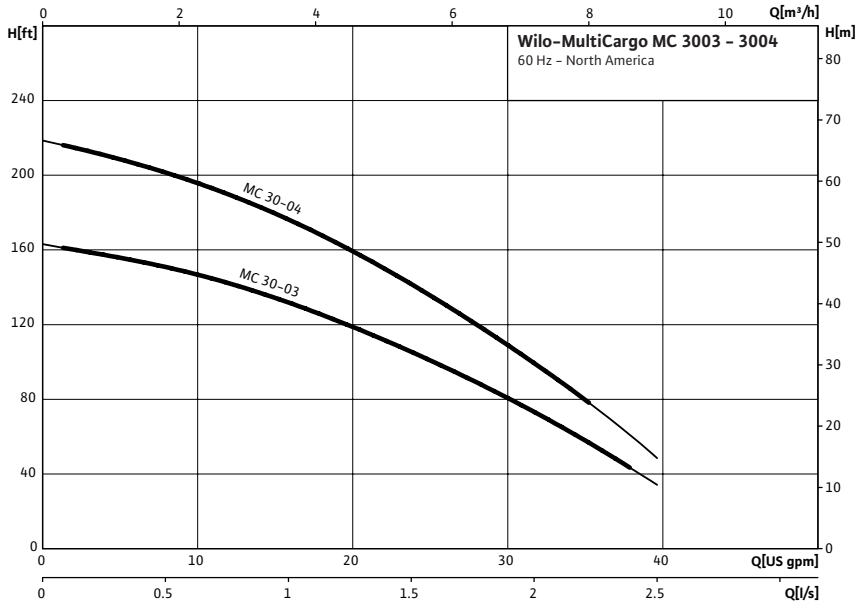
# Submittal Data Sheet

## Wilco MC - Horizontal Multistage Pumps



### Wilco MC 30 (self-priming)

	Project:							
	Engineer:							
	Contractor:							
	Submitted By:				Date:			
	Approved By:				Date:			
Tag #	Model #	Flow	Head	HP	Cycle	Phase	Voltage	RPM
					60Hz			



#### Technical Data


Max inlet pressure:	60 PSI
Max Ambient Temp:	104°F
Max operating pressure:	125 PSI
Fluids Temp Range:	40°F to 95°F
Available Voltages:	1- 115/230 3- 208/230/460
Motor Enclosure:	TEFC
Suction Connection	1" FNPT
Suction Connection	1" FNPT

#### Materials of Construction

Impeller:	Noryl
Shaft:	304 SS (1.4301) for 1hp XC38 1.0501 for 1½ and 2 hp
Pump Housing:	304 SS 1.4301
Mechanical seal:	Ceramic/Carbon
Stage chambers:	Noryl
Seals:	NBR

#### Applications

- Pressure Boosting
- Water Supply
- Water Treatment
- Irrigation
- Fire Protection
- Industrial Washing

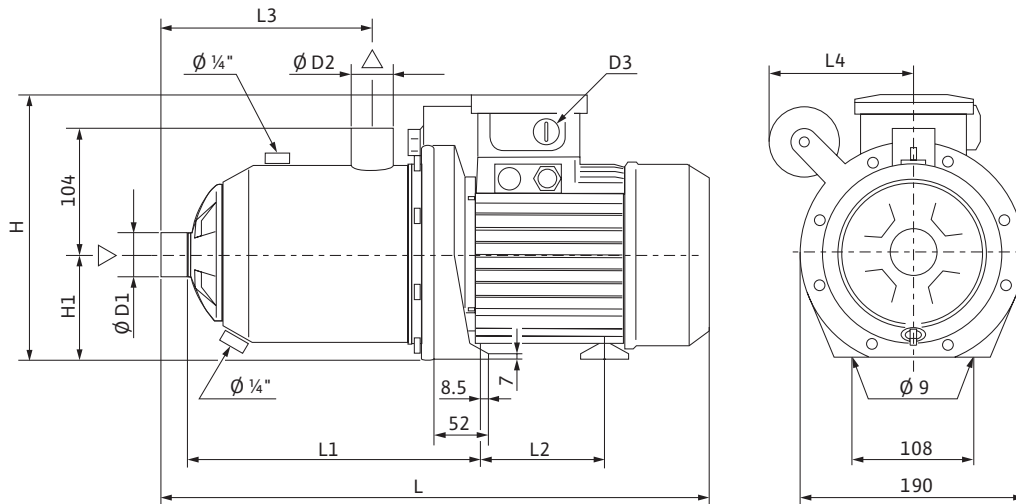


# Submittal Data Sheet

## Wilo MC - Horizontal Multistage Pumps



### Dimensions & Weights



### MC 30 - Dimensions and Weights

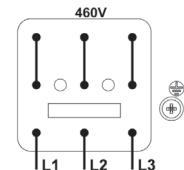
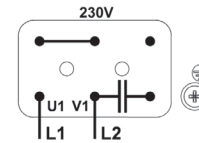
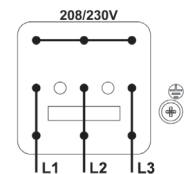
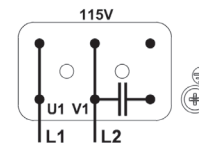
Model	Phase	FNPT			Dimensions (in)							Weight	
	(~)	D1	D2	D3	H	H1	L	L1	L2	L3	L4	[lbs]	[kg]
MC30-03	1	1	1	1/2	9	3 1/2	17 5/8	9 7/8	4 1/8	6 3/16	4 7/8	25.4	11.5
MC30-03	3	1	1	1/2	8 1/2	3 1/2	16 5/8	9 7/8	3 3/4	6 3/16	-	29.5	13.4
MC30-04	1	1	1	1/2	9	3 1/2	17 5/8	9 7/8	4 1/8	6 3/16	4 7/8	29.3	13.3
MC30-04	3	1	1	1/2	9	3 1/2	17 5/8	9 7/8	4 1/8	6 3/16	-	32.4	14.7

### MC 30 - TEFC Motor Data

Model	P2		Phase	Current A (C)	Voltage V (A)
	[HP]	[kW]	(~)	[A]	[V]
MC30-03	1.5	1	1	16.2	115
MC30-03	1.5	1	1	8.3	230
MC30-03	1.5	1	3	5.5/5.5	208/230
MC30-03	1.5	1	3	5.5/5.5	460
MC30-04	2	1 1/2	1	21.2	115
MC30-04	2	1 1/2	1	10.8	230
MC30-04	2	1 1/2	3	6.9/7.1	208/230
MC30-04	2	1 1/2	3	3.55	460

Wiring Diagram 1~

Wiring Diagram 3~



WILO USA LLC

Tel: (866) 945-6872 Web: www.wilo-usa.com  
 Fax: (708) 338-9455 Email: info@wilo-usa.com

WILO Canada Inc.

Tel: (866) 945-6236 Web: www.wilo-canada.com  
 Fax: (403) 277-9456 Email: info@wilo-canada.com

WILO Mexico

Tel: +52 55 5586 3209 Web: www.wilo-mexico.com.mx  
 Fax: +52 1 55 5413 4165 Email: info@wilo.com.mx